



## TECHNICAL UNIVERSITY OF MOMBASA

---

FACULTY OF ENGINEERING AND TECHNOLOGY  
DEPARTMENT OF BUILDING & CIVIL ENGINEERING  
**UNIVERSITY EXAMINATION FOR:**

BACHELOR OF TECHNOLOGY IN CIVIL ENGINEERING

**ECV 4215 : STRENGTH OF MATERIALS I**

SPECIAL/SUPPLEMENTARY EXAMINATION

**SERIES:** JULY 2025

**TIME:** 2 HOURS

### **Instructions to Candidates**

You should have the following for this examination

*-Answer Booklet, examination pass and student ID*

This paper consists of five questions.

Attempt question ONE (Compulsory) and any other TWO questions.

**Do not write on the question paper.**

### **QUESTION 1 (COMPULSORY) 30 marks**

- a) A bar of rectangular section 20mmx30 mm carries an axial force of 10 Kn. Determine the normal and shear force on plane inclined at  $30^\circ$  to the axis of the bar as shown on figure1 (a) below. Also determine the magnitude and nature of the normal and shear stresses on the inclined plane. (4marks)

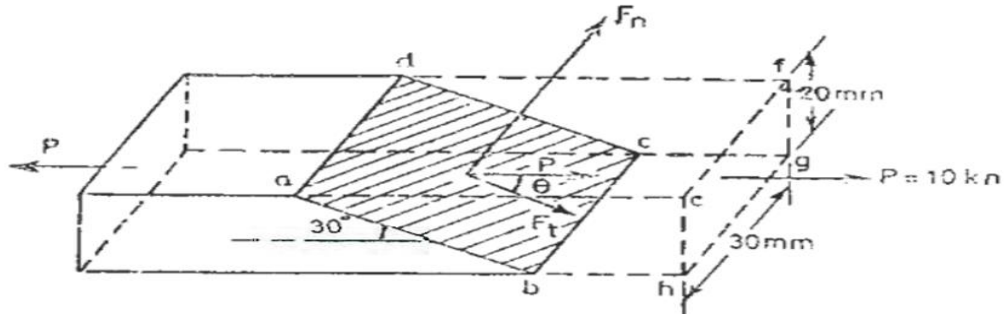


Figure 1(a)

b) Figure 1(b) and figure 1(c) illustrates elevation of a beam and a cross section respectively. Using the principle of bending stresses in beams, determine the maximum tensile and compressive stresses.

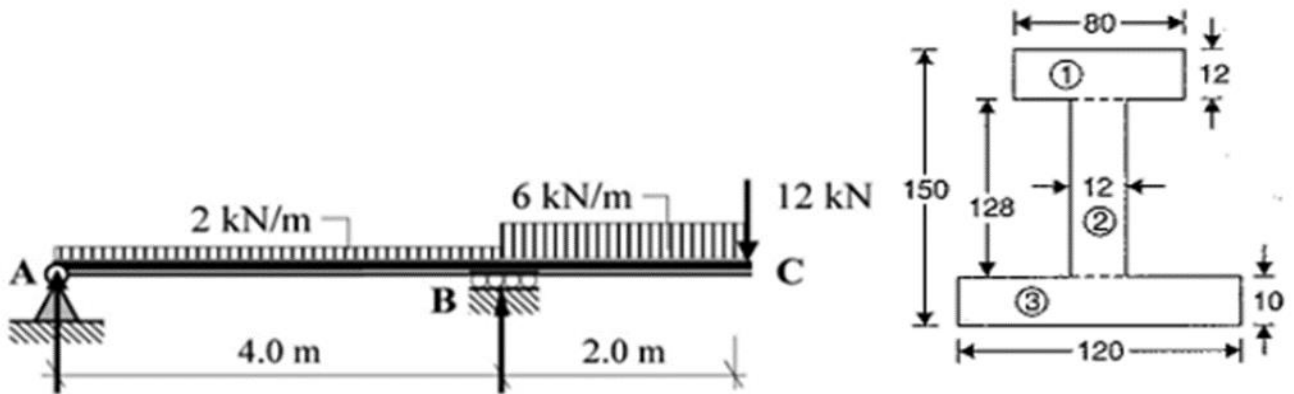


Figure 2(b) and (c)

(12 marks)

c) A semi-circle area is removed from a trapezoid as shown in figure 1(d). Determine the centroid of the remaining area.

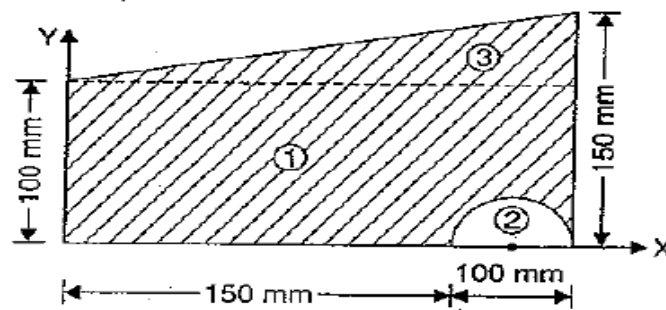


Figure 1(d)

(4 marks)

### QUESTION 2

- a) A stepped circular bar having diameters 20mm, 15 mm and 10mm over axial length of 100 mm, 80 mm and 60 mm is subjected to axial tensile force of 5 Kn. If  $E=100 \times 10^3 \text{ N/mm}^2$  and  $I/m = 0.32$  for the material of the bar, determine
- Total change in length
  - Change in each diameter. (6marks)
- b) Figure. 2(a) shows a two tie rods jointed through a pin of diameter  $d$ . The tie rods system transmits a tension force of 10 Kn. Determine the diameter of the pin, if the shear stress in the pin is not to exceed  $100 \text{ N/mm}^2$ .

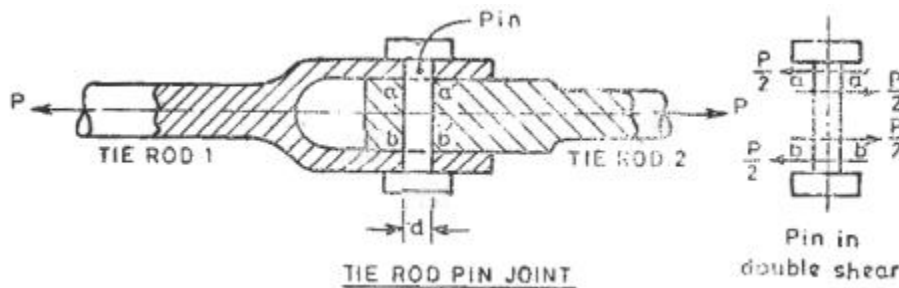


Figure 2(a)

(3marks)

- c) An Aluminum alloy specimen 12.5 mm diameter and 5 mm cm gauge length was tested under tension. During the first part of the test, following readings were recorded.

Load (Kg)	0	750	1000	1250	1500	1750	2000
Extension (mm)	0	0.327	0.450	0.568	0.756	0.120	0.216

On a graph paper, plot the load extension diagram and determine the following values.

- Young modulus of elasticity
- Limit of proportionality
- 0.1% proof stress.

(11 marks)

### QUESTION 3

- a) List the six assumptions made in the theory of simple bending and CLEARLY explain the theory of simple bending and derive an expression for bending stress. Use well illustrated sketches.

(10 marks)

- b) A circular steel bar of 10 mm diameter gauge length is tested under tension. A tensile force of 10 Kn increases its length by 0.06 mm while the diameter is decreased by 0.0018 mm. Determine ;

- i) Young's modulus of elasticity.
- ii) Poisson's ratio for the material of the bar.

(6marks)

- c) Derive the expression for second moment of area of a rectangle about the vertical axis passing through the centroid of the section, ie  $I_{yy} = db^3/12$ .  
Solution.

(4 marks)

### QUESTION 4

- a) Define the following material properties in relation to structural mechanics.

- i) Ductile Materials
- ii) Brittle Material.
- iii) Resilience proportional limit.
- iv) Proof Stress

(4 marks)

- b) A steel bar of 30 mm x 10 mm is placed between equal size bars of aluminium and brass. An axial compressive force of 60Kn is applied on the composite section. Determine the stresses experienced in each of the three bars. Take ,

Take  $E_{st}=210 \times 10^3 \text{ N/mm}^2$ ,  $E_{Alu}=70 \times 10^3 \text{ N/mm}^2$ ,  $E_{Brass}=105 \times 10^3 \text{ N/mm}^2$

(4 marks)

c) Using integration, derive the flexure formula.

$$\frac{M}{I_{xx}} = \frac{E}{R} = \frac{f}{y}. \text{ (flexure formula)}$$

(12 marks)

### QUESTION 5

- a) A 25 mm diameter bar is subjected to an axial tensile load of 100kN. Under the action of this load a 200mm gauge length is found to extend  $0.19 \times 10^{-3}$  mm. Determine the modulus of elasticity for the bar material. (4 marks)
- b) If, in order to reduce weight whilst keeping the external diameter constant, the bar is bored axially to produce a cylinder of uniform thickness, what is the maximum diameter of bore possible given that the maximum allowable stress is 240MN/m<sup>2</sup>? The load can be assumed to remain constant at 100kN (5marks)
- c) What will be the change in the outside diameter of the bar under the limiting stress quoted in (b)? ( $E = 210\text{GN/m}^2$  and  $\nu = 0.3$ ). (5marks)
- d) At a point on figure 5(a) which is strained. The planes BC and AC are perpendicular to each other. At plane BC the normal stress is 80 N/mm<sup>2</sup> tensile, Shear stress is 15 N/mm<sup>2</sup>. On plane AC, the normal stress is 40 N/mm<sup>2</sup> and shear stress is 15 N/mm<sup>2</sup>. The plane AB is 25° to the plane BC. Determine normal and shear stress on the plane AB. (6marks)

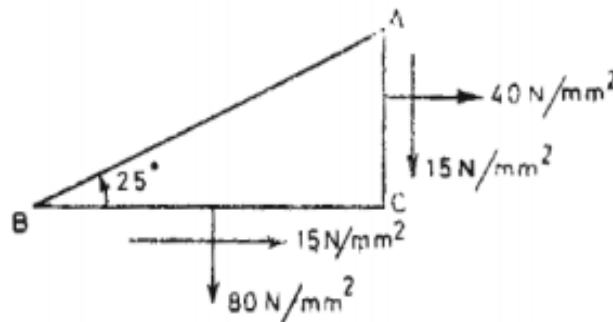


Figure 5(a)

(6marks)

